

## PRODUCT FAMILY LOAD DECLARATION

# CORK STAIR

**DOLLE®**

This is the graphical presentation of some of the relevant design criterias to this stair.  
The shown criteria are those that have the most direct impact for the actual use of the product.  
For further details we refer to the relevant Norms:

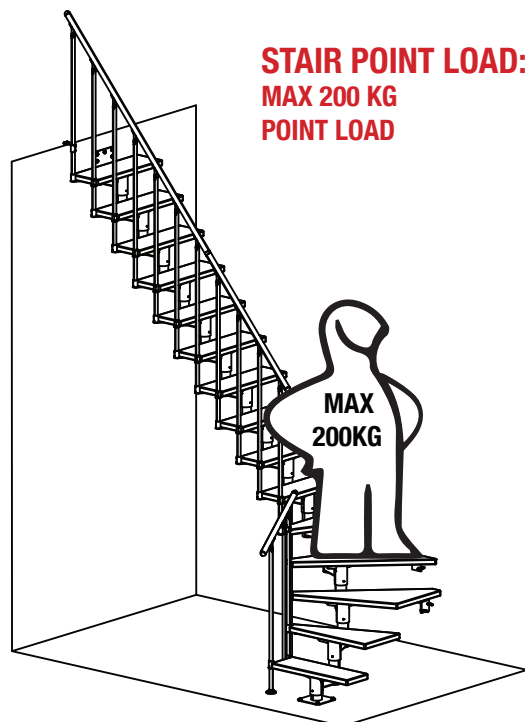
The load of the stair is assessed according to Eurocodes:

DS/EN 1991-1-1: Eurocode 1: Actions on structures - Part 1-1: General actions

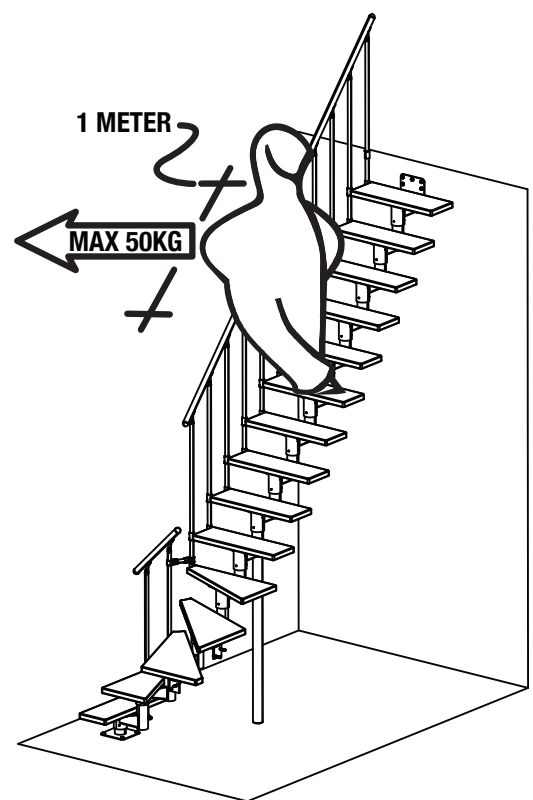
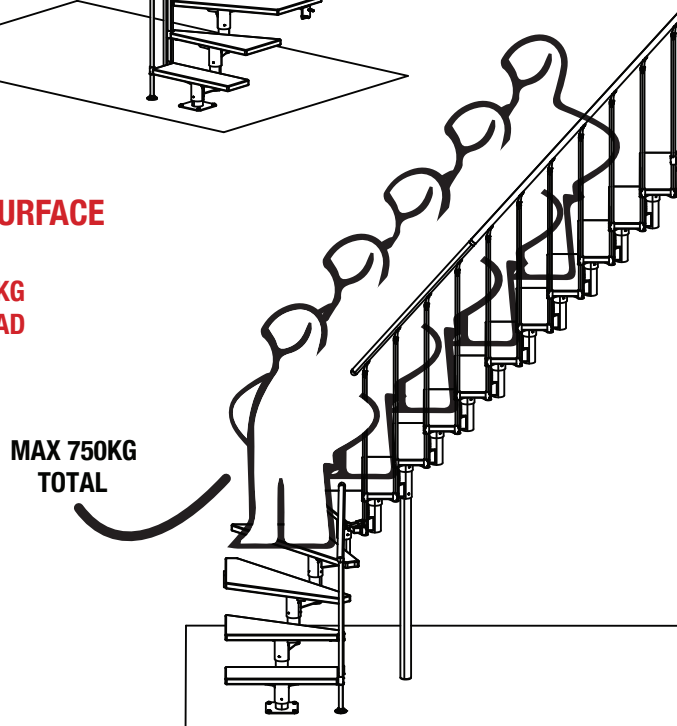
EN 1991-1-4:2007 Eurocode 1: Actions on structures - Part 1-4: General actions

EN 1993-1-8:2007 Eurocode 3: Design of steel structures - Part 1-8: Design of joints

The main cases are:



**STAIR SURFACE  
LOAD:**  
MAX 750 KG  
TOTAL LOAD



**BANISTER LOAD:**  
MAX 50 KG  
HORIZONTAL LOAD  
PR 1 METER